

# Discussion Materials

## Macroeconomic Overview of Turkey

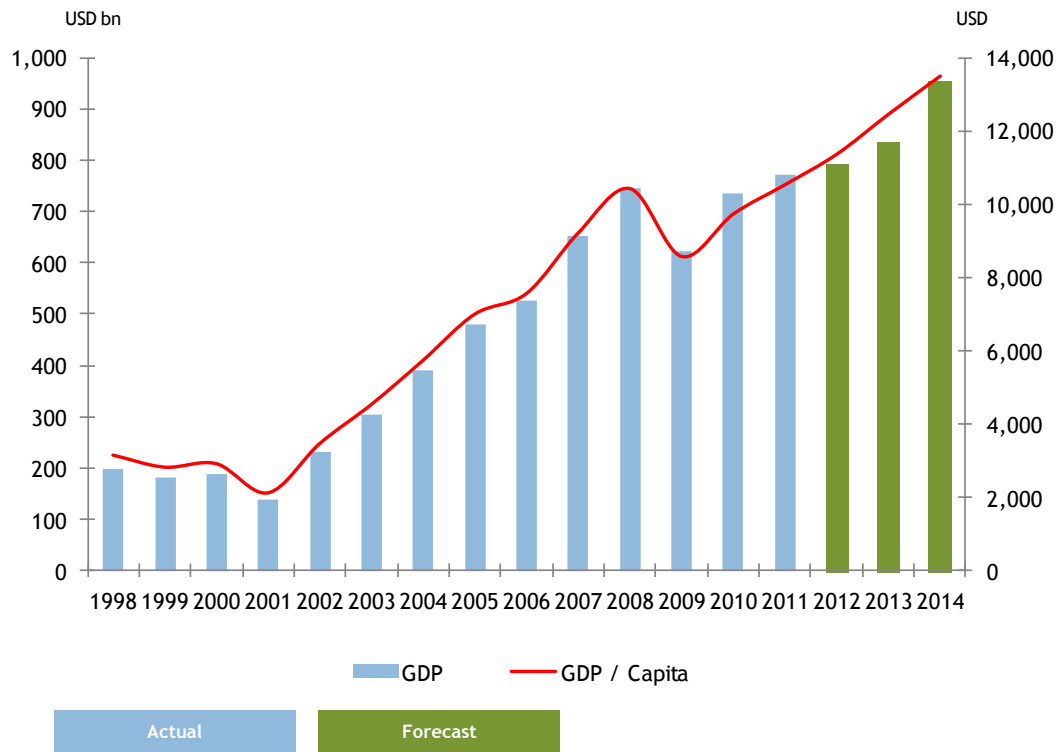
June 2012



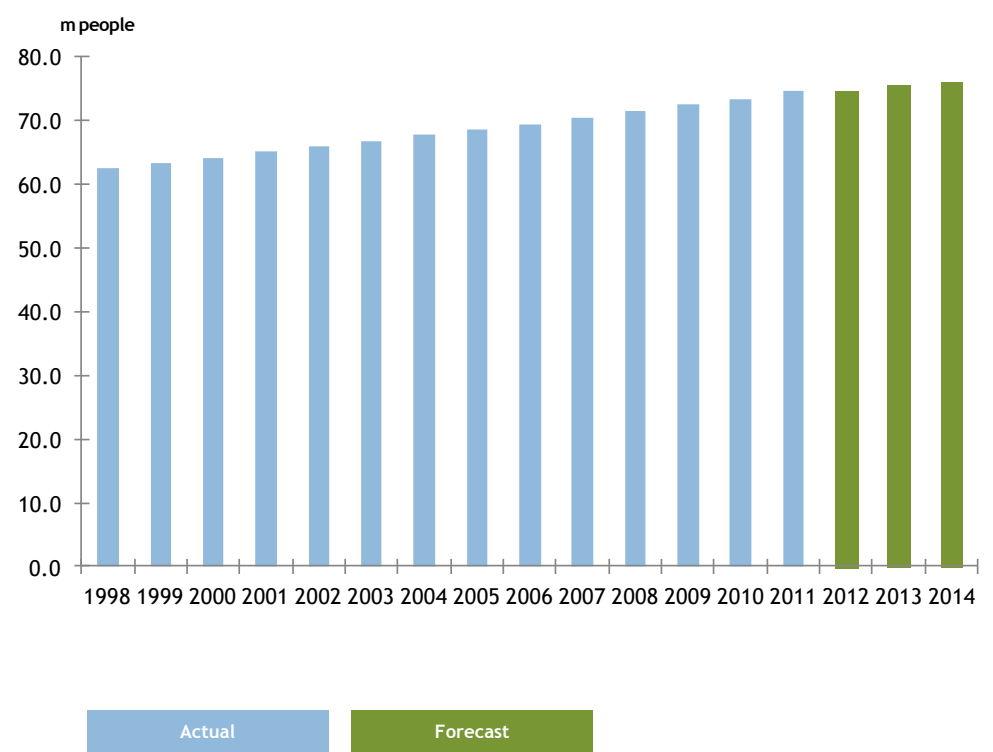
# Macroeconomic Overview of Turkey

## ...A Promising Macroeconomic Outlook...

Growing GDP & GDP per Capita



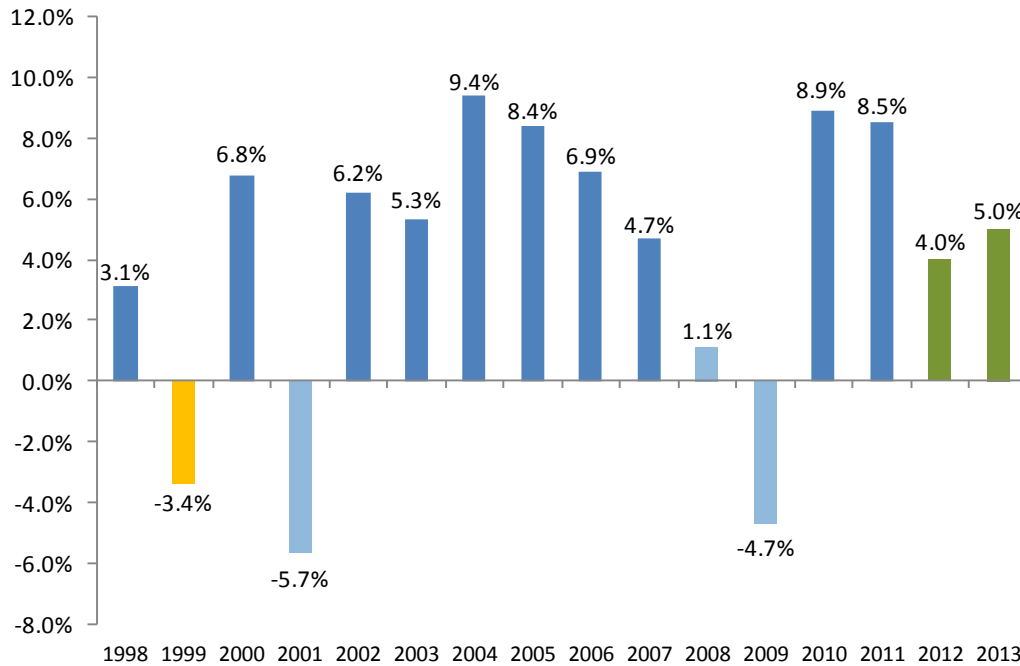
Consistently Increasing Population



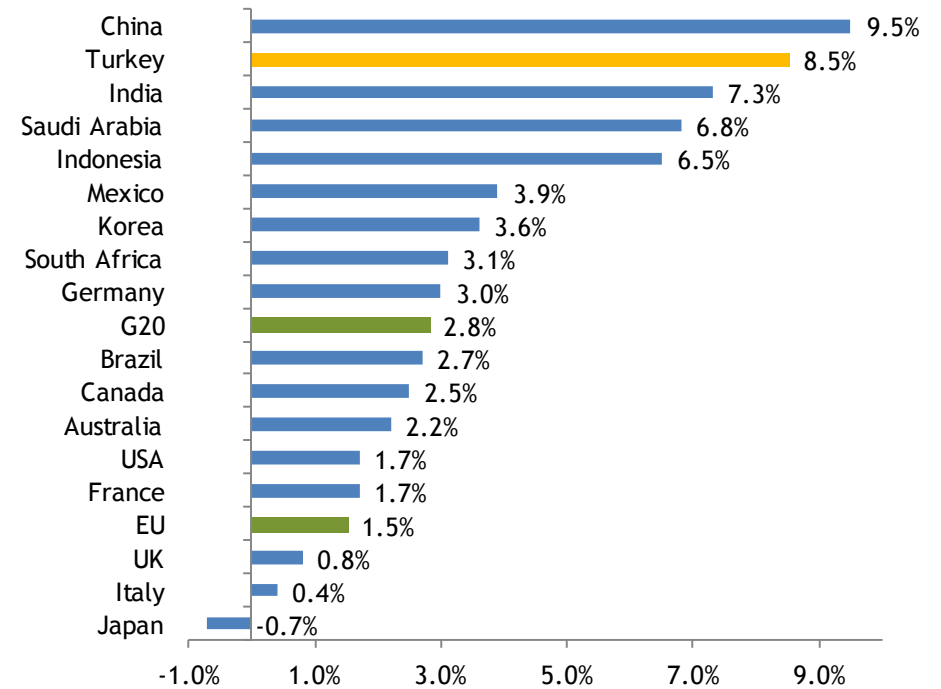
Source: Turkish Treasury, Economist Intelligence Unit (EIU)

# Macroeconomic Overview of Turkey ...With Significant Growth Potential...

Strong Recovery in Real GDP Growth (%)



Ranking Among the Fastest Growing Economies in the World (2011, G20 Countries)



Earthquake in Turkey

Financial Crisis

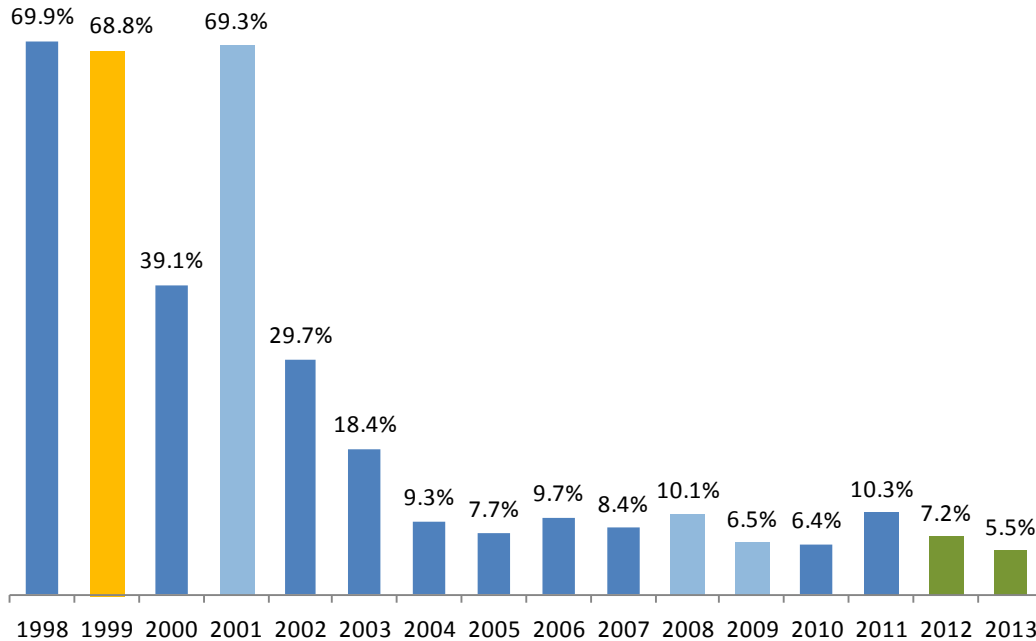
Forecast

Source: Turkish Treasury, Economist Intelligence Unit (EIU)

Source: OECD & IMF, Press Release

# Macroeconomic Overview of Turkey ...On the Back of a Strong Banking System...

## Significant Improvement in Inflation Rate (%)



Earthquake in Turkey

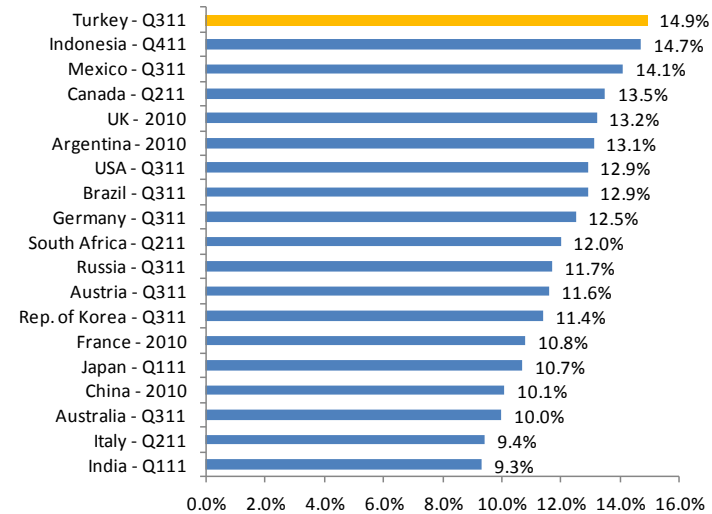
Financial Crisis

Forecast

Source: Turkish Treasury, Economist Intelligence Unit (EIU)

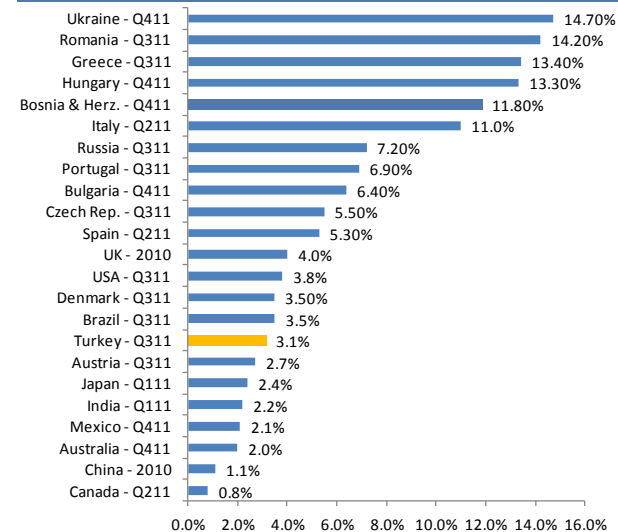
## Strong Banking & Financial Sector

### CAR (Tier 1 Cap. to Risk Weig. Assets) - G20



Source: IMF, Financial Soundness Indicators

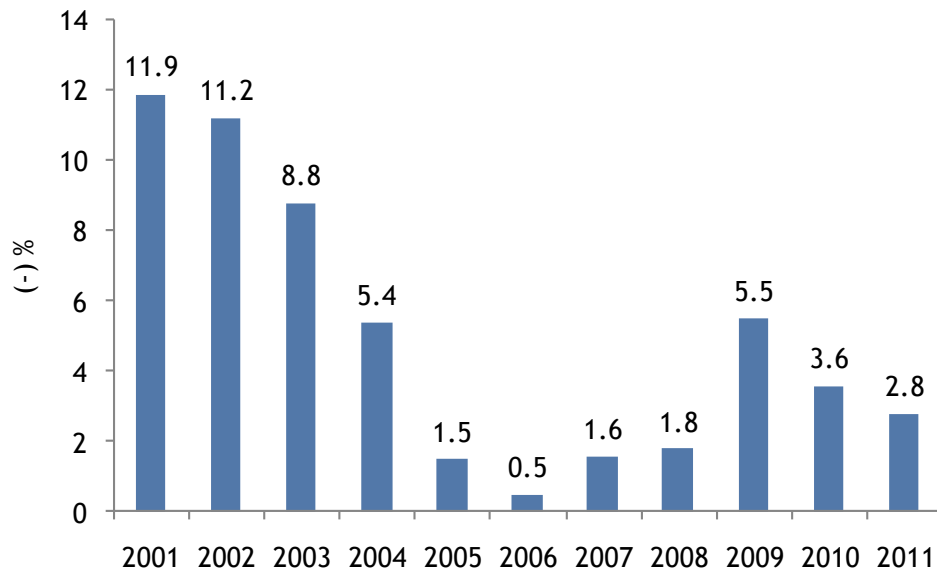
### Non-Performing Loans to Total Gross Loans



# Macroeconomic Overview of Turkey

## ...Supported by Stable Economic Fundamentals...

Central Government Budget Balance (as % of GDP) [-]

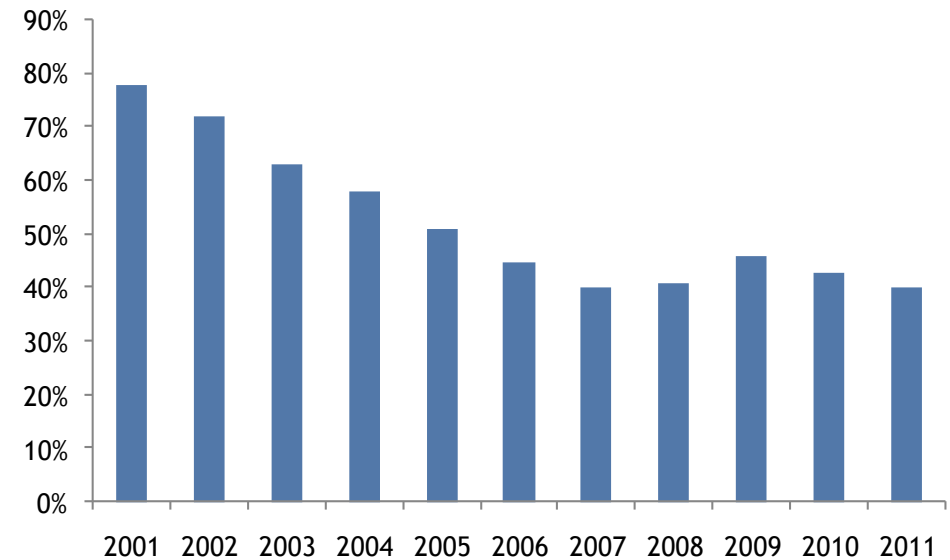


Source: Turkish Treasury, Ministry of Finance

Selected Countries - Government Budget Balance (as % of GDP):

- Austria: -3.6%
- Czech Rep.: -3%
- France: -4%
- Germany: -2.3%
- Italy: -3%
- Poland: -7%
- Spain: -7%
- Turkey: -2.8%

Gross Public Debt to GDP Ratio (%)



Source: Turkish Treasury, Ministry of Finance

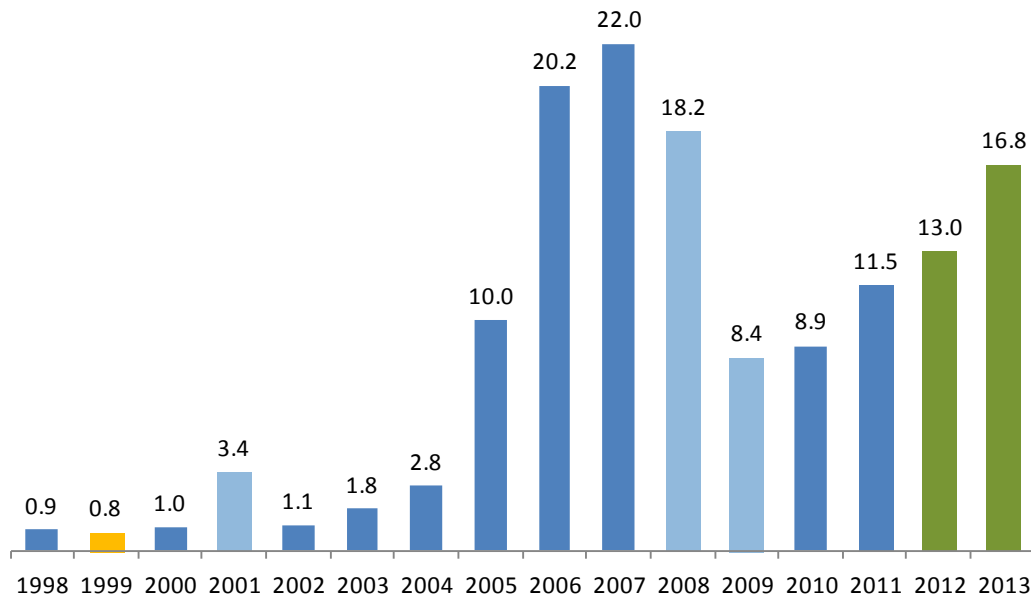
Selected Countries - Public Debt to GDP (%)

- Austria: 72%
- Germany: 81%
- Italy: 120%
- Belgium: 98%
- France: 85%
- UK: 77%
- Greece: 165%
- Turkey: 42%

# Macroeconomic Overview of Turkey

## ...Driving FDI and M&A Volume...

Foreign Direct Investment "FDI" (USD bn)

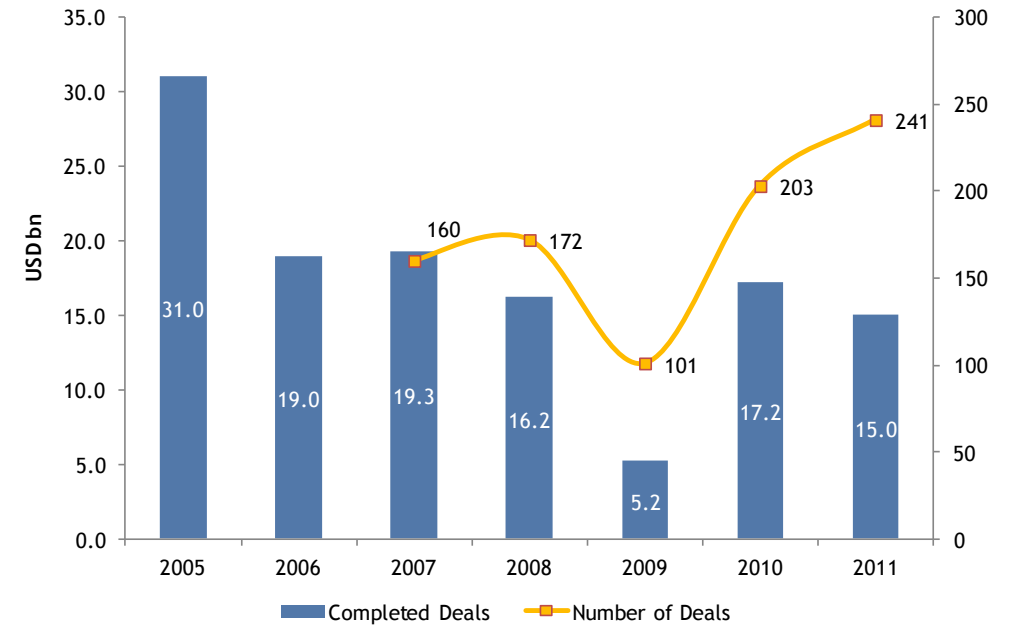


Earthquake in Turkey

Financial Crisis

Forecast

M&A Deal Volume and Number of Deals



Source: Deloitte, Annual Turkish M&A Review

# Positioning in the Turkish Market

## The Number 1 Investment Bank in Turkey

Mergermarket league tables



Mergermarket Turkey M&A League Table (2009 - 2012 YTD)

Rank	House	Value (EUR M)	Number of Deals
1	Raiffeisen Investment	6,497	16
2	JPMorgan	6,341	8
3	Goldman Sachs	4,692	7
4	Morgan Stanley	4,453	3
5	BBVA	4,200	1
6	Bank of America Merrill Lynch	4,069	8
7	Credit Suisse	2,322	5
8	EFG Istanbul Equities	1,998	6
9	UBS Investment Bank	1,701	2
10	HSBC	1,680	6
11	JP Morgan Cazenove	1,490	1
12	BNP Paribas	1,352	4
13	Deutsche Bank	1,171	1
14	Is Investment	1,050	19
15	Societe Generale	1,020	1
16	Standard Unlu	1,016	20
17	Rothschild	835	3
18	Rabobank	770	1
19	3 Seas Capital Partners	512	30
20	Citigroup	457	3

• Sale of Meram Elektrik Dağıtım A.Ş. (Meram) to Cengiz as well as the privatization of Meram have not been included in Mergermarket's 2009 league tables due to internal league table regulations, e.g. privatization of Meram has been announced in 2008 and therefore only appears in their 2008 league tables

• Acquisition of Samsun Port by Ceynak not included in the rankings of Mergermarket due to internal regulations of Mergermarket

**... Raiffeisen Investment managed to use its expertise in becoming the leading financial advisor in the Turkish market...**

M&A League Table in Turkey